

## Step 1: Infinite Campus: Create your Canvas Observer Accounts (see side 2 to complete your Annual Update)

Canvas Observer accounts are a great way to observe your student's online classroom. With an observer account you will be able to view class assignments, view teacher announcements and view the class calendar.

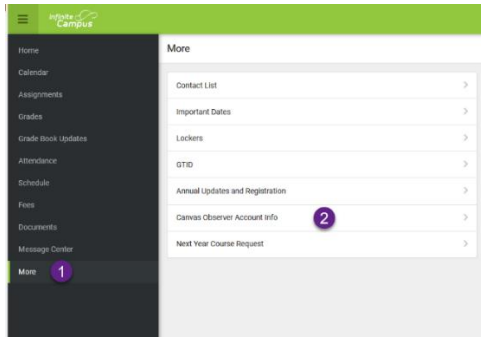
### 1. To create a Parent Canvas Observer Account account on your computer, please follow these steps:

- a. Log into your Infinite Campus parent portal account,

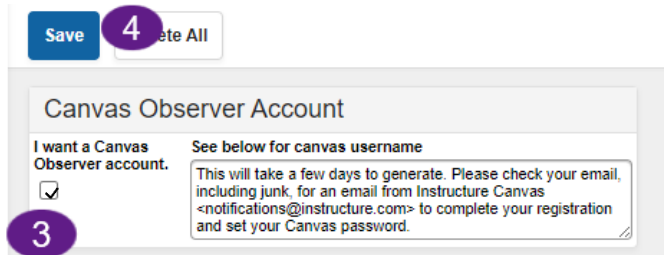
<https://campus.rockdale.k12.ga.us/campus/portal/parents/rockdale.jsp> or scan the QR code



### 2. Click on "More" and then "Canvas Observer Account Info"

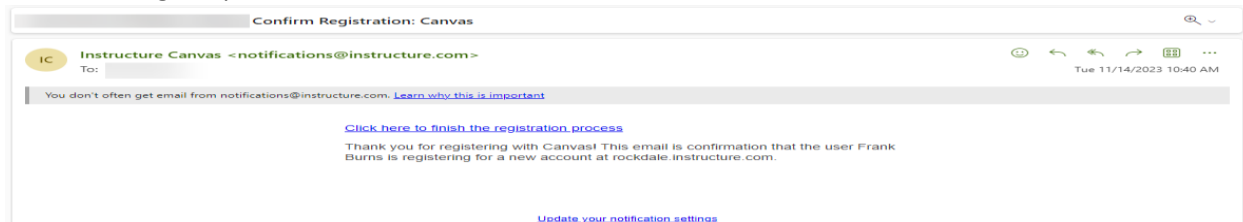


### 3. Check the box for "I want a Canvas Observer Account" and then click "Save"




### 4. Within the next few days (it is not immediate) continue to check your email inbox linked to your Infinite Campus Parent Portal account, for an email from Instructure Canvas [notifications@instructure.com](mailto:notifications@instructure.com). Please check junk/spam/clutter/etc as well.

### 5. The email you will receive will resemble the screenshot below. It's important to be aware that the link included in the email will be valid for a single use within seven days of being sent. We encourage you to promptly set up your account using the provided link.



### 1. Once setup, you can access your account from <https://rockdale.instructure.com/login/canvas> on your computer. You can also login from the cellphone app by doing the following:

- a. Download the Canvas Parent app by Instructure from the Google Play or Apple Stores
- b. Click **Find School**
- c. Choose **Rockdale County Public Schools – Parents**



Now, go to the other side of this paper to complete step 2: **Annual Update**

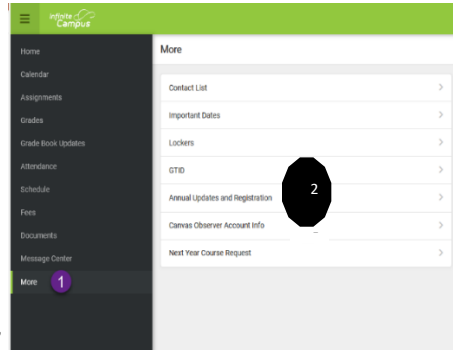
## Step 2: Infinite Campus: Complete the Yearly Annual Update

The Annual Update is required for each student to receive a County Public Schools laptop or iPad and to access RCPS online instructional programs. This update provides us with current contact and health information.

1. **To complete the annual update on your computer, phone or tablet, please follow these steps:**

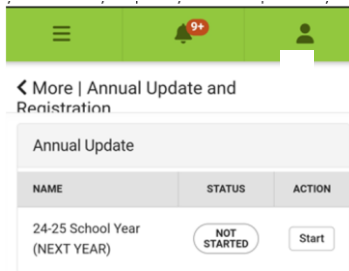
- a. Log into your Infinite Campus parent portal account,

<https://campus.rockdale.k12.ga.us/campus/portal/parents/rockdale.jsp> or scan the QR code



2. Click on “**More**” and then “**Annual Updates and Registration.**”

3. Under Annual Update and Registration, click on **Start** for the 24-25 School Year and then **Begin Registration.** *(If you see **COMPLETE** under STATUS, you have already completed your Annual Update and you only need to resubmit if you are making an address change or to update your child’s record.)*



4. Review each page and table for ALL STUDENTS in your household.  
5. When you are finished, click **SUBMIT.**  
6. Be sure you see, “**Thank you for completing Online Registration for Rockdale County Public Schools!**” on the following screen-this means you’re finished.